

TABBED PAGE

Index	Page
Commercial Steel Frames.....	2
Exterior Pine Frames.....	1
Magnetic Weatherstrip	1
Oak Flats Jams.....	1
Q-Lon Weatherstrip	1
Rediflex	4
Rediframes.....	3
Smoke Seal	1
Thresholds.....	1

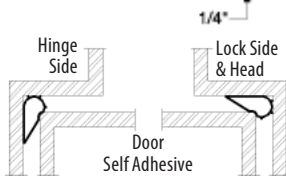

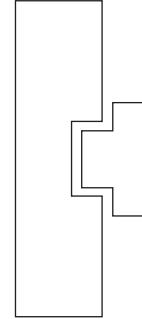
FIRE RATED FRAMES

20 Minute Flat Oak Unfinished Jambs with Fire Label

Jamb sets are set up & machined to standard specifications, no sill included. Not for use in exterior applications.

Size	Solid Oak 3-0 x 7-0	Hard Edge Oak Veneer* 3-0 x 7-0	Maple 3-0 x 7-0
4-9/16"	★	---	★
4-13/16"	---	★	---
4-7/8"	★	---	★
5-1/4"	★	---	★
5-3/8"	---	★	---
6-9/16"	★	---	★
6-13/16"	★	---	★
7-1/4"	★	---	★

* Call for lead time, --- special order.
★ Hard-Edge jambs cannot be trimmed in width. For custom widths, use solid oak jambs.

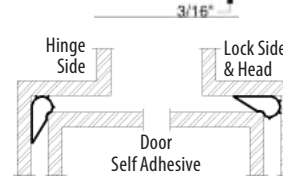


797B
Black Polyprene Self Adhesive
Weatherstrip Polypren Insert, UL
Listed Length: 17 and 21 feet

Part Number 797B

797B-19

Smoke Seal



638CH
Smoke Silicone Self Adhesive
Weatherstrip Silicone Insert, UL
Listed Length: 19 feet

Part Number 638CH

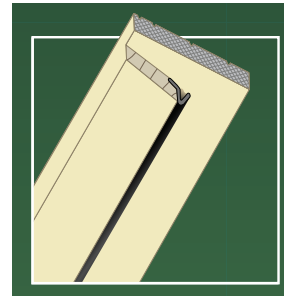
638CH-19FT

Smoke Seal

20 Minute Exterior Pine Frame With Fire Label and Q-Ion Weatherstrip

Jamb sets are set up & machined to standard specifications, no sill is included. Not for use in exterior applications. Specify unfinished or primed.

Size
4 9/16"
4 13/16"
5 1/4"
6 9/16"
6 13/16"

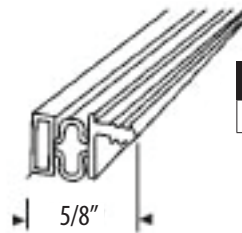


For Casing Go to
Moulding Section

* Custom sizes available * Custom painting available



Weatherstrip - Short Reach (standard on exterior units)		
#WSCS30B	Bronze	3-0 pc
#WSCC68B	Bronze	3-0 pc
#WSCC80B	Bronze	8-0 pc
#WSCC68W	White	6-8 pc
#WSCC80W	White	8-0 pc



Weatherstrip - Magnetic		
#WSM68	Bronze	6-8 pc



Aluminum Threshold

#S204A-36


4 x 1/2



Oak Mini-Threshold

#30KMT-36'

3/4 x 1-11/16



3 1/2"

800-36

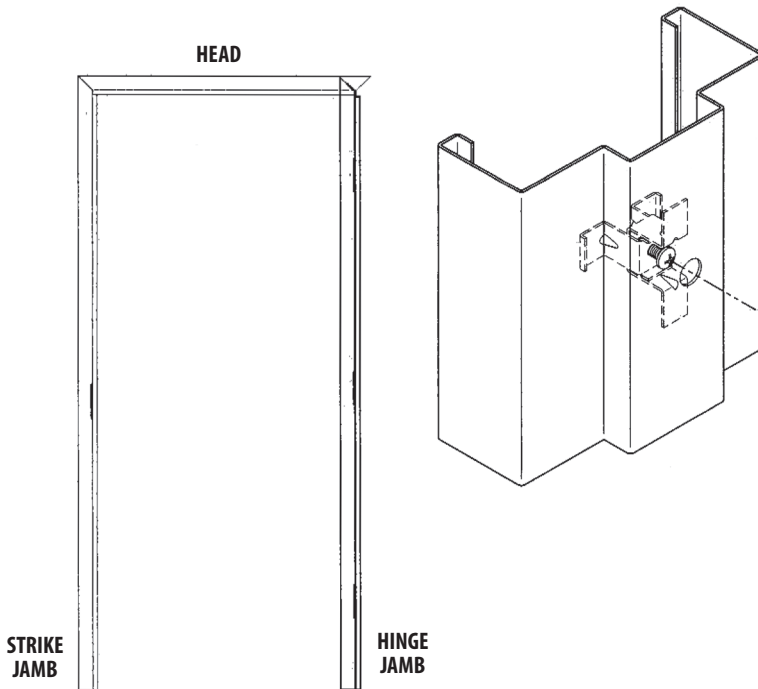


3 1/2"

8001V-36

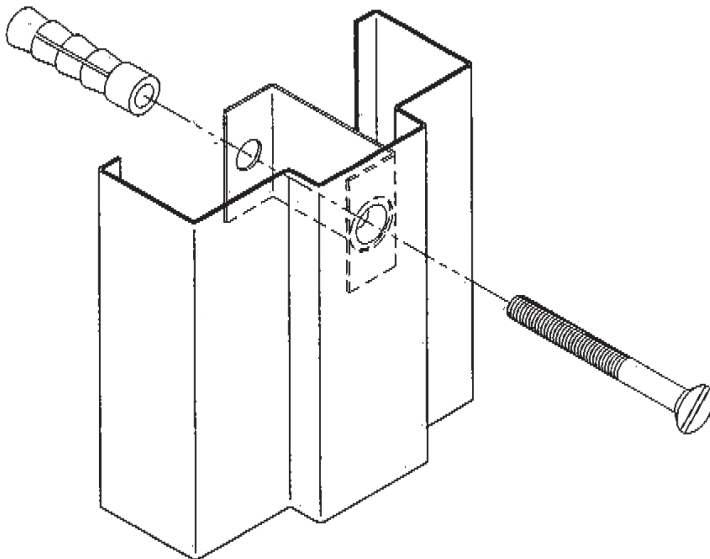
COMMERCIAL STEEL 16 GAUGE FRAMES

Knockdown (KD) Frames



- A frame is made of three members, two jambs and one head.
- A Comprehensive Anchor is used to compress the header between the two joints.
- As the adjustment screw is turned, the anchor pushes against the stud wall and locks the header in place.
- It is also known as a Pressure Anchor.
- This anchor is used on drywall frames, and in conjunction with the Snap-In Drywall Sill Anchor.

Welded Frames



- These 1 piece frames come with a standard 2" face
- Non- standard FACE dimensions are available upon request. 1"-1 1/4"-1 1/2"
- Punched & Dimpled Frames may be required, depending on the type of anchor used.

Need Help?
Ask your sales representative to come visit you

Standard Jamb Thickness 4 3/4 - 5 3/4 - 6 1/4 - 6 3/4 - 7 1/4 - 7 3/4 - 8 3/4
90 minute lables available for fire rated applications.
For commercial steel doors see page 3 in the Fire Door section.

REDIFRAME STEEL FRAMES

Brown or Ivory colors are standard

Single Door	Gauge	Hinge Prep	Swing	Set 1 Hdr & 2 Uprts	Components Uprts / Ea	Components Header / Ea
4-3/4" x 6-8						
SET 31 Single Strike	20	4-1/2" - Sq Corner	Reversible LH or RH	2-8, 3-0	6' 8	2-8, 3-0
SET 31 Double Strike	20	4-1/2" - Sq Corner	Specify LH or RH			
4-7/8" x 6-8						
SET 3 Single Strike (for 1-3/8" door)	20	3-1/2" Radius	Reversible LH or RH	2-8, 3-0, 3-6	6' 8	2-8, 3-0, 3-6
SET 31 Single Strike	20	4-1/2" Sq Corner	Reversible LH or RH			
SET 31 Double Strike	20	4-1/2" Sq Corner	Specify LH or RH			
4-7/8" x 7-0						
SET 31 Single Strike	20	4-1/2" Sq Corner	Specify LH or RH	2-6, 2-8, 3-0, 3-6	6' 8	2-6, 2-8, 3-0, 3-6
5-3/8" x 6-8						
SET 31 Single Strike	20	4-1/2" Sq Corner	Reversible LH or RH	2-8, 3-0	6' 8	2-8, 3-0
SET 31 Double Strike	20	4-1/2" Sq Corner	Specify LH or RH			
6-7/8" x 6-8						
SET 31 Single Strike	18	4-1/2" Sq Corner	Reversible LH or RH	2-8, 3-0	6' 8	2-8, 3-0
SET 31 Double Strike	18	4-1/2" Sq Corner	Specify LH or RH			
7-3/8" x 6-8						
SET 31 Single Strike	18	4-1/2" Sq Corner	Reversible LH or RH	3-0	6' 8	3-0
SET 31 Double Strike	18	4-1/2" Sq Corner	Specify LH or RH			

Rediframe Specs

SET 3 hinge prep = Three 3 1/2" w/1/4" radius corners
 SET 31 hinge prep = Three 4 1/2" w/square corners
 SET 33 hinge prep = Six 4 1/2" w/square corners

Color:

Rediframe Brown and Ivory

Door Size:

1-3/4" Thickness (Set 3 = 1 3/8")

Casing:

1-1/4" Flat Steel

Strike Prep:

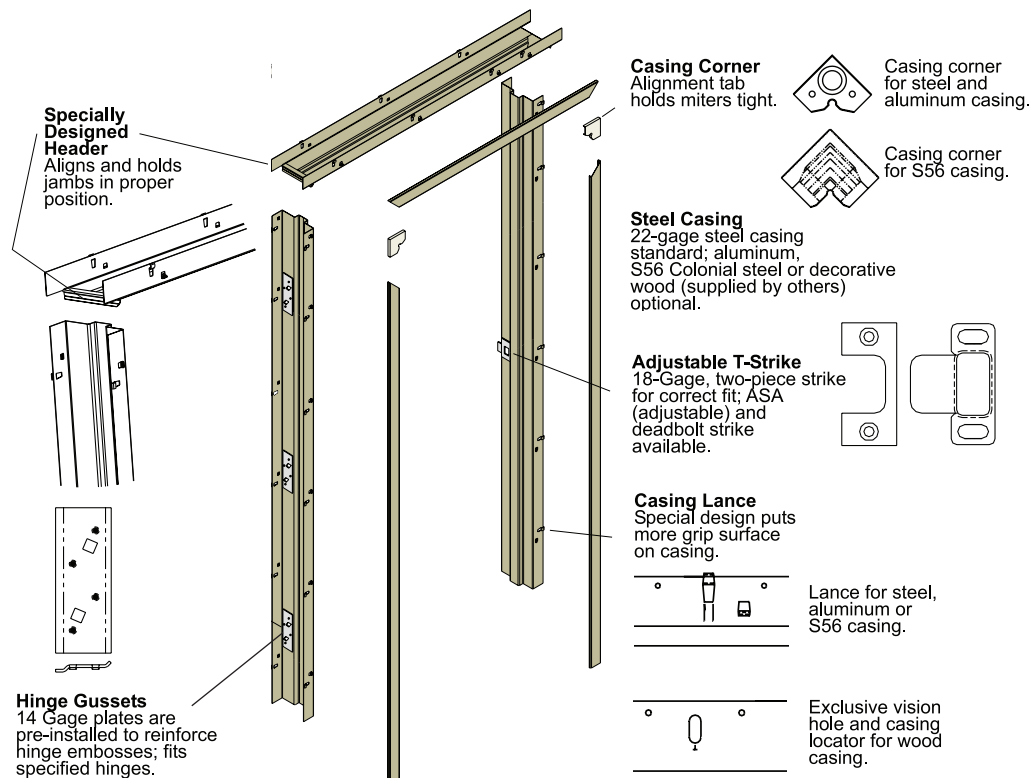
1-1/4" x 2-3/4" T-strike

Dead Strike Prep:

8" OC above T-strike

Rediframe Options

- #RFRB Closer Reinforce Bracket
- #RFDBS4 Dead Bolt Strike Plate - US4
- #RFDBS2 Dead Bolt Strike Plate - US26D
- #RFDBSO Dead Bolt Strike Plate - US10B
- #RFDBSCB Dead Bolt Strike Center
- #RF30CS Rediframe Casing Set



These frames meet a 90 minute fire rating.

REDIFLEX STEEL FRAMES

Brown or Ivory colors are standard

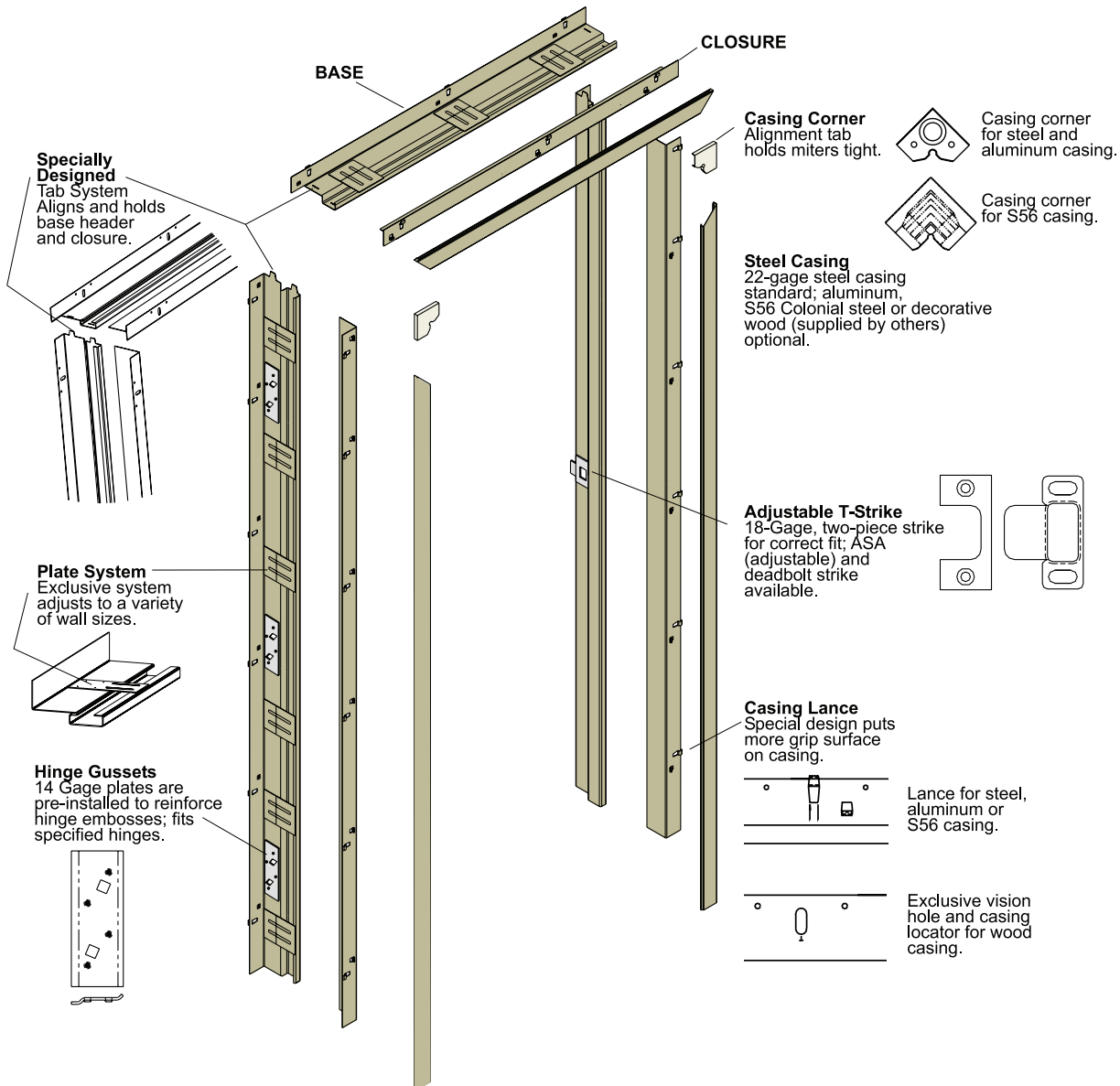
Single Door Non-Kerfed	Gauge	Hinge Prep	Swing	Set 1 Hdr & 2 Uprts	Components Uprts / Pr	Components Header / Ea
4 to 5-1/4" x 6-8"						
SET 31 Double Strike	18	4-1/2" - Sq Corner	Specify LH or RH	2-6, 2-8, 3-0	6-8'	2-6, 2-8, 3-0
6 to 7-1/4" x 6-8"						
SET 31 Double Strike	18	4-1/2" Sq Corner	Specify LH or RH	2-8, 3-0	6-8'	2-8, 3-0

Rediflex Specs

SET 31 hinge prep = Three 4-1/2" w/square corners
Color: Rediframe Brown and Ivory
Door Size: 1-3/4" Thickness
Casing: 1-1/4" Flat Steel
Strike Prep: 1-1/4" x 2-3/4" T-strike
Type: NOT Kerfed for weatherstrip
Gauge: 18

Rediflex Options

#RFRB Closer Reinforce Bracket
 #RFDBS4 Dead Bolt Strike Plate - US4
 #RFDBS2 Dead Bolt Strike Plate - US26D
 #RFDBS0 Dead Bolt Strike Plate - US10B
 #RFDBSCB Dead Bolt Strike Cover
 #RF30CS Rediframe Casing Set



These frames meet a 90 minute fire rating.