



TABBED PAGE


Index	Page
Commercial Steel Lite Kits	4
20 Minute Steel	3
20 Minute Wood	1
90 Minute Commercial Steel	3
90 Minute Wood	2

20 MINUTE FIRE RATED WOOD DOORS

- Fire doors must be machined by EMPIRE as dictated by law.
- All fire doors are 1-3/4", undersized 3/16" in width.
- 60 and 90 minute doors may be trimmed in height up to 3/4". 20 minute doors can be trimmed to any size.



	Unfinished Red Oak	Legacy Lite Oak	Legacy Mendocino	Legacy Natural Oak	Legacy Walnut
2-0 x 79-1/4	★	---	---	---	---
2-4 x 79-1/4	★	---	---	---	---
2-6 x 79-1/4	★	---	---	---	---
2-8 x 79-1/4	★	---	---	---	---
3-0 x 79-1/4	Stock	Stock	Stock	Stock	Stock
3-6 x 79-1/4	★	---	---	---	---
3-8 x 79-1/4	★	---	---	---	---
4-0 x 79-1/4	★	---	---	---	---
3-0 x 80	Stock	Stock	Stock	Stock	Stock
2-8 x 83-1/4	★	---	---	---	---
3-0 x 83-1/4	★	---	---	---	---




	Hardboard Flush Primed	A6 Primed Solid Core (smooth or textured)	White Birch	White Maple
2-0 x 79-1/4	★	★	★	★
2-4 x 79-1/4	★	★	★	★
2-6 x 79-1/4	★	★	★	★
2-8 x 79-1/4	★	★	★	★
3-0 x 79-1/4	★	★	★	★
3-6 x 79-1/4	★	★	★	★
3-8 x 79-1/4	★	★	★	★
4-0 x 79-1/4	★	★	★	★
2-8 x 83-1/4	★	★	★	★
3-0 x 83-1/4	★	★	★	★

--- Special Order
 ★ Call for lead time
 Custom Painting, Staining and sizes available.

See page 2 in the door section
 for door measuring guide.



60/90 MINUTE FIRE RATED WOOD DOORS

- Fire doors must be machined by EMPIRE as dictated by law.
- All fire doors are 1-3/4", undersized 3/16" in width.
- 60/90 minute fire doors may be trimmed in height up to 3/4"



60 Minute - Use 90 minute rated doors for 60 minute applications.

	Legacy Natural Oak	Legacy Walnut	Legacy Mendocino	Legacy Lite Oak
2-8 x 79-1/4	★	★	★	★
3-0 x 79-1/4	Stock	Stock	Stock	Stock
3-0 x 83-1/4	★	★	★	★



	White Maple	White Birch	Red Oak	Primed Hardboard
2-8 x 79-1/4	★	★	★	★
3-0 x 79-1/4	★	★	Stock	★
3-0 x 83-1/4	★	★	★	★

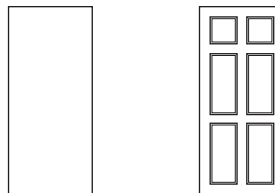
See page 2 in the door section
for door measuring guide.

★ Call for lead time
Custom Painting , Staining and sizes available.

20 MINUTE FIRE RATED STEEL DOORS

20 Minute Fire Rated

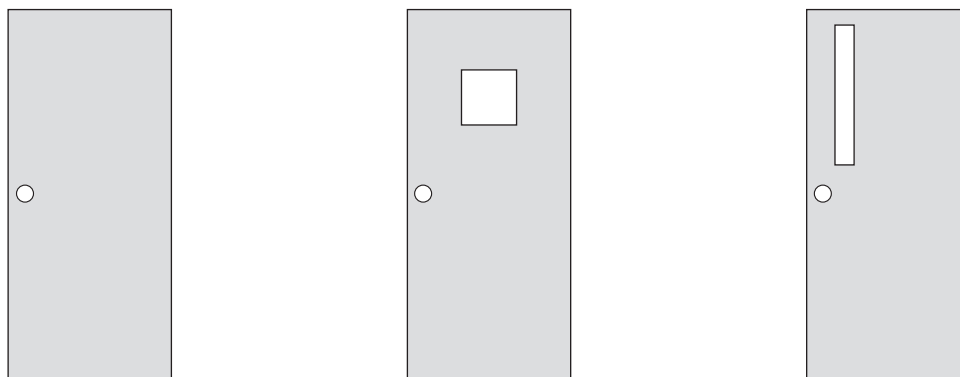
Standard Frame Configuration: 4-9/16" Frame Saver® rot-proof primed exterior frame with 20 minute metal label, Q-Lon Fire Rated weatherstrips, Z-series inswing adjustable composite sill with sill cover, one plain hinge, two spring hinges, and applied rot-proof brick mould. The door also has a 20 Minute Metal Label.



	Size	Steel Edge HTG-HDA	Steel Edge HTG-HDG
Pre-hung Unit	2-6 x 6-8	★	★
Pre-hung Unit	2-8 x 6-8	★	★
Pre-hung Unit	3-0 x 6-8	★	★
Steel edge doors are 24 gauge steel. Custom painting available.			

90 MINUTE FIRE RATED 18 GAUGE COMMERCIAL STEEL DOORS

90 Minute Fire Rated



Standard Door Sizes
Widths 2'6, 2'8, 3'0, 3'4, 3'6.
Heights 6'8, and 7'0
 Custom Sizes Available.

(For frames see page 2 in the Fire Rated Frame section)

COMMERCIAL STEEL LITE KITS

Model VLF-EZ

Beveled VISION LITE with continuous glass retainer

Recommended for applications where total visibility and light transmissions are required.

Specifications

Standard Features:

Material: 20 Gauge CRS frame.

Construction: Mitered and welded corners, beveled return, continuous glass retainer, countersunk mounting holes. Screws fasten from room side into prepunched mounting holes. This mounting method leaves corridor side of frame free of fasteners for aesthetic and security purposes.

Finish: Mineral bronze baked on powder coat.

Door: For 1-3/4" door.

Fasteners: #8 x 7/8" flathead phillips head SMS.

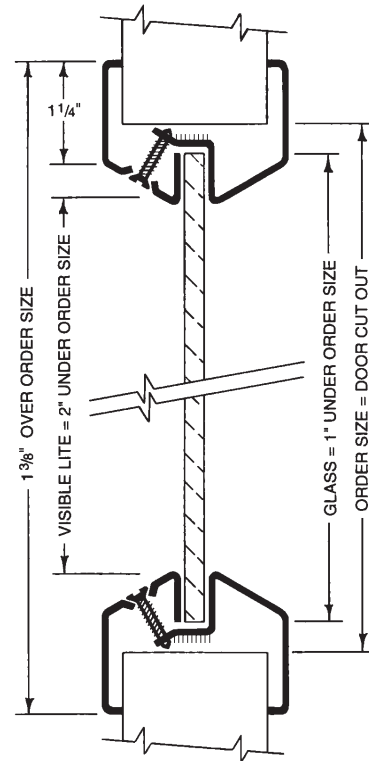
Glass: Use 3/16", 1/4" fire rated glazing with Warnock Hersey (ITS) or U.L. classification markings for fire rated applications.



Order to cut size

6 x 27
12 x 12
24 x 30
24 x 36
24 x 36
24 x 54
24 x 62

12 x 12
24 x 30
24 x 36
24 x 62
24 x 66



Model VLF-EZ-IG

Beveled VISION LITE with continuous glass retainer

Recommended for applications requiring fire rated, safety, and or insulated glazing up to 1" thick.

Specifications

Standard Features:

Material: 20 Gauge CRS frame.

Construction: Mitered and welded corners, beveled return, continuous glass retainer, countersunk mounting holes. Screws fasten from room side into prepunched mounting holes. This mounting method leaves corridor side of frame free of fasteners for aesthetic and security purposes.

Door: For 1-3/8" door up to 2 1/2" thick.

Finish: Mineral bronze baked on powder coat.

Fasteners: #8 x 7/8" flathead phillips head SMS.

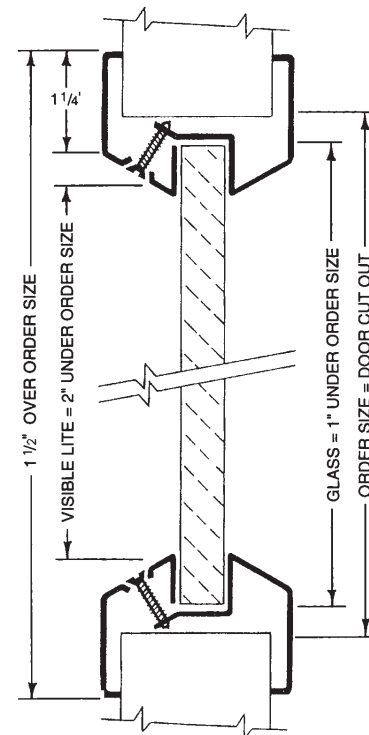
Glass: Use 1/4" - 1" thick glass. Please specify glass thickness when ordering.



Order to cut size

6 x 27
12 x 12
24 x 30
24 x 36
24 x 36
24 x 54
24 x 62

12 x 12
24 x 30
24 x 36
24 x 62
24 x 66



60 & 90 minute fire doors cannot exceed 100 square inches of exposed glass.

20 minute fire doors cannot exceed 1296 square inches of exposed glass.

Fire rated glass must be used in all fire rated doors.